

Researcher Profiles

in Web of Science

Build, manage and maintain your scholarly presence with simple tools on one trusted platform—the Web of Science. Sign in and manage your profile at webofscience.com.

An example profile:

Author information:

- Preferred name
- A green check mark indicates a claimed and verified profile
- Published names and recent affiliations
- Awards
- Link to ORCID if enabled by the author

Manage your personalized Web of Science experience here. Add publications and peer reviews, and if you use Web of Science, manage your saved searches and alerts.

Metrics Dashboard

displays a summary of publication and citation data.

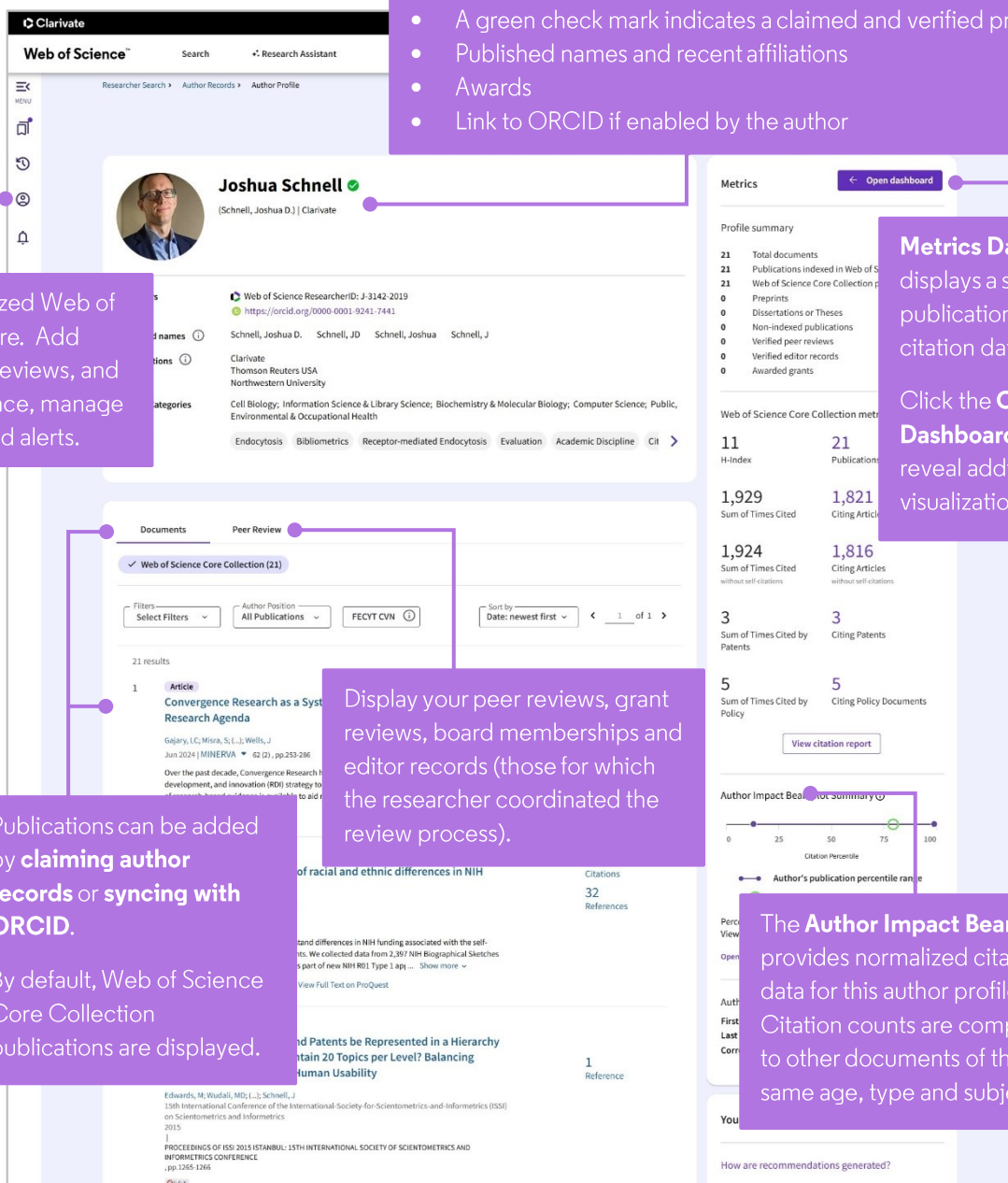
Click the **Open Dashboard** button to reveal additional visualizations.

Display your peer reviews, grant reviews, board memberships and editor records (those for which the researcher coordinated the review process).

Publications can be added by **claiming author records** or **syncing with ORCID**.

By default, Web of Science Core Collection publications are displayed.

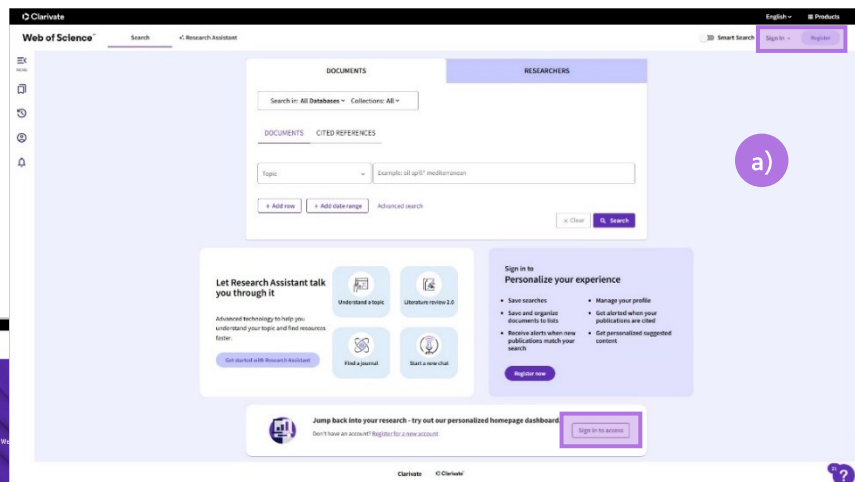
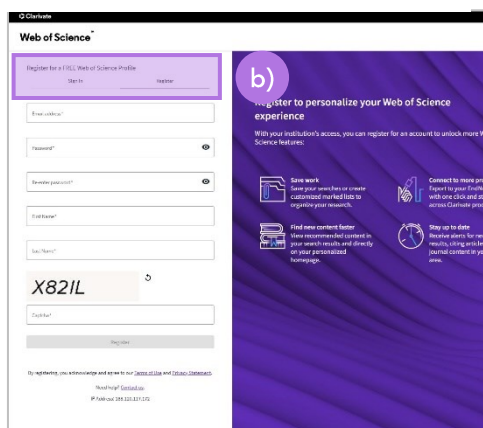
The **Author Impact Beamplot** provides normalized citation data for this author profile. Citation counts are compared to other documents of the same age, type and subject.



The screenshot displays a researcher profile for Joshua Schnell. The profile includes a header with the name, a green checkmark indicating a claimed and verified profile, and a link to the ORCID iD. Below the header, there is a section for 'Web of Science ResearcherID' and a list of 'Names' and 'Affiliations'. The 'Metrics' section on the right shows a summary of publication and citation data, including 'Total documents', 'Publications indexed in Web of Science', 'Preprints', 'Dissertations or Theses', 'Non-indexed publications', 'Verified peer reviews', 'Verified editor records', and 'Awarded grants'. The 'Documents' section on the left shows a list of publications, with the first one being 'Convergence Research as a Systemic Research Agenda' by Gajany, L.C., Misra, S., et al. The 'Peer Review' section is also visible, showing a list of peer reviews. The 'Metrics Dashboard' is open, displaying a 'Profile summary' and a 'Web of Science Core Collection metrics' section. The 'Author Impact Beamplot' is also visible, showing a normalized citation data visualization.

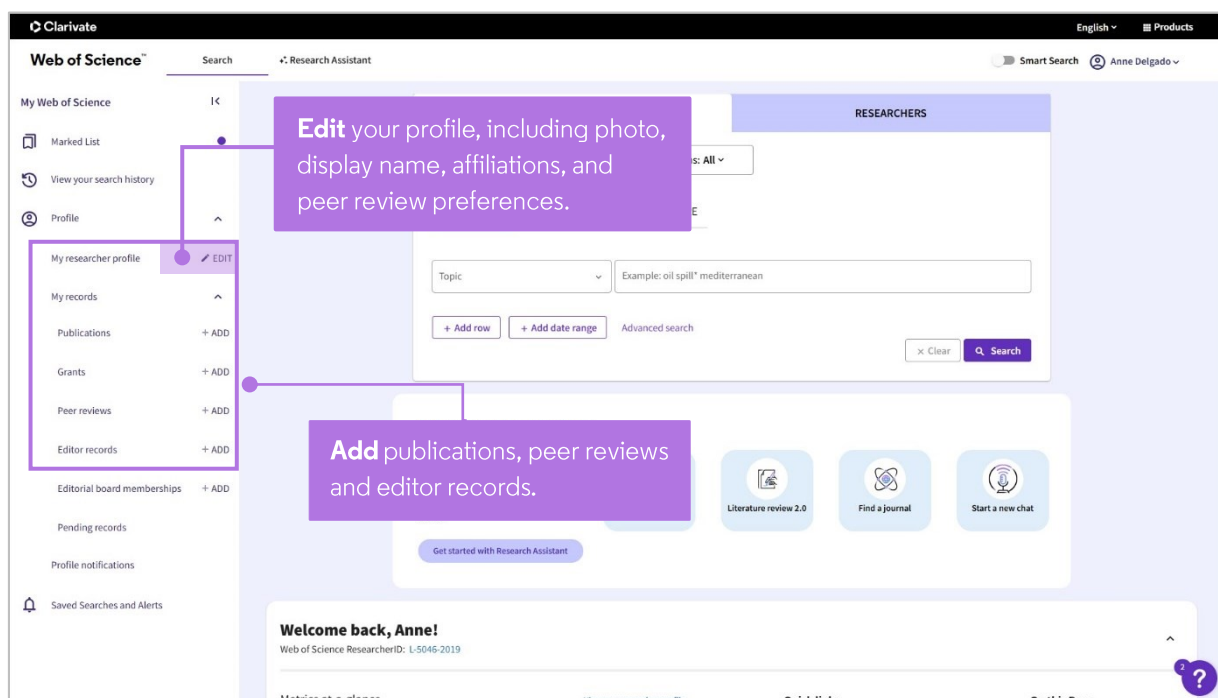
1. Sign in and manage your profile

- From [webofscience.com](https://www.webofscience.com) use your existing Web of Science credentials to **sign in** and manage your profile.
- If you're new register for a free account.

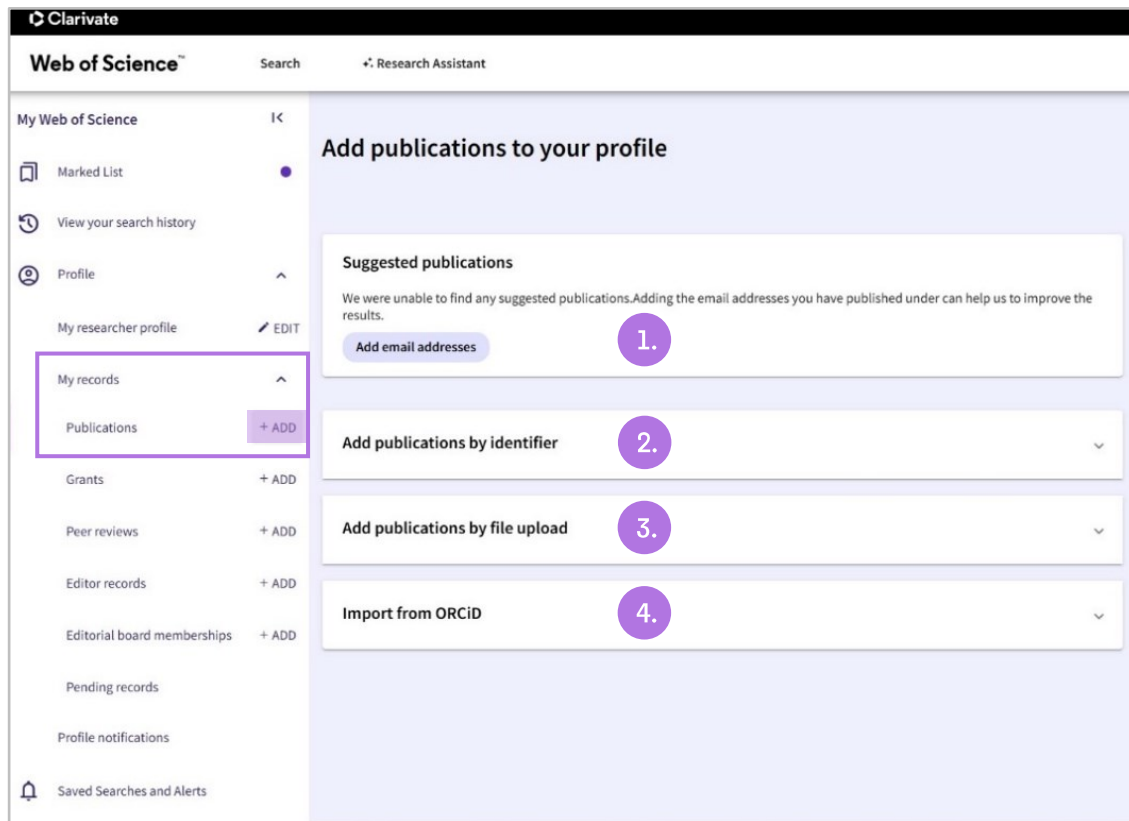


2. Add publications and peer reviews, edit your profile, and more...

Once logged in, use the left navigation menu to make changes to your profile.



Add your Publications



Add publications in several ways.

1. Add email addresses

Use your email address and we will automatically look for publications that match.

Add email addresses

We search for publications based on the email addresses associated with your account. Add any other email addresses you've published with below to help us retrieve more of your publications.

webofscience.user@clarivate.com

Delete

Along with the email address, your profile name will also be considered to provide more accurate suggestions.

2. Match with an identifier

Add publications by identifier

1 Search

2 Article details

DOI

DOI

Web of Science accession number

PubMed ID

arXiv ID

Title

DOI *

Search

3. Upload a file

Add publications by file upload

Click the button below to import your publications from either a RIS, BibTex, or CSV file.


Select file

Upload

4. Sync with ORCID

Import from ORCID

Authorize Web of Science to read your ORCID record in order to import your publications.

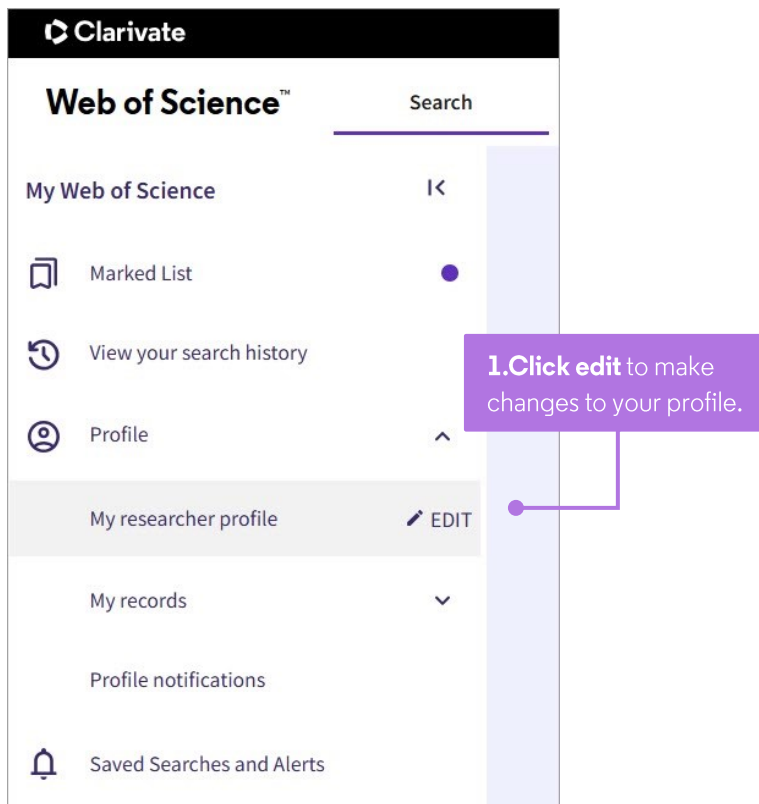
 Connect my ORCID

5. You can also add your publications to your researcher profile from **Export field** → **Add to my researcher profile**



Sync with your ORCID account

Keep both profiles up to date from one place.




Profile Settings


[View profile](#)

[Edit profile](#)[Publication preferences](#)[Peer review preferences](#)[ORCID syncing](#)


Connect your ORCID account to easily keep both profiles up to date

Linked ORCID account :

 <https://orcid.org/0009-0005-6583-4932>

 Some settings are not available because you have revoked permissions. Change this by granting permission in the permission section.

Automatically sync ORCID and Web of Science

Easily keep both profiles up to date and in sync. 

☒ ON

Export publications to ORCID from the Web of Science

☐ OFF

Export peer reviews to ORCID from the Web of Science

☒ ON

Export records to the Web of Science from ORCID

3. Choose syncing options:

decide how you would like the sync to work. You can manually sync at any time.

Permissions

You have revoked Web of Science permission to update your **publications and peer review** on ORCID. [Grant Permission](#)

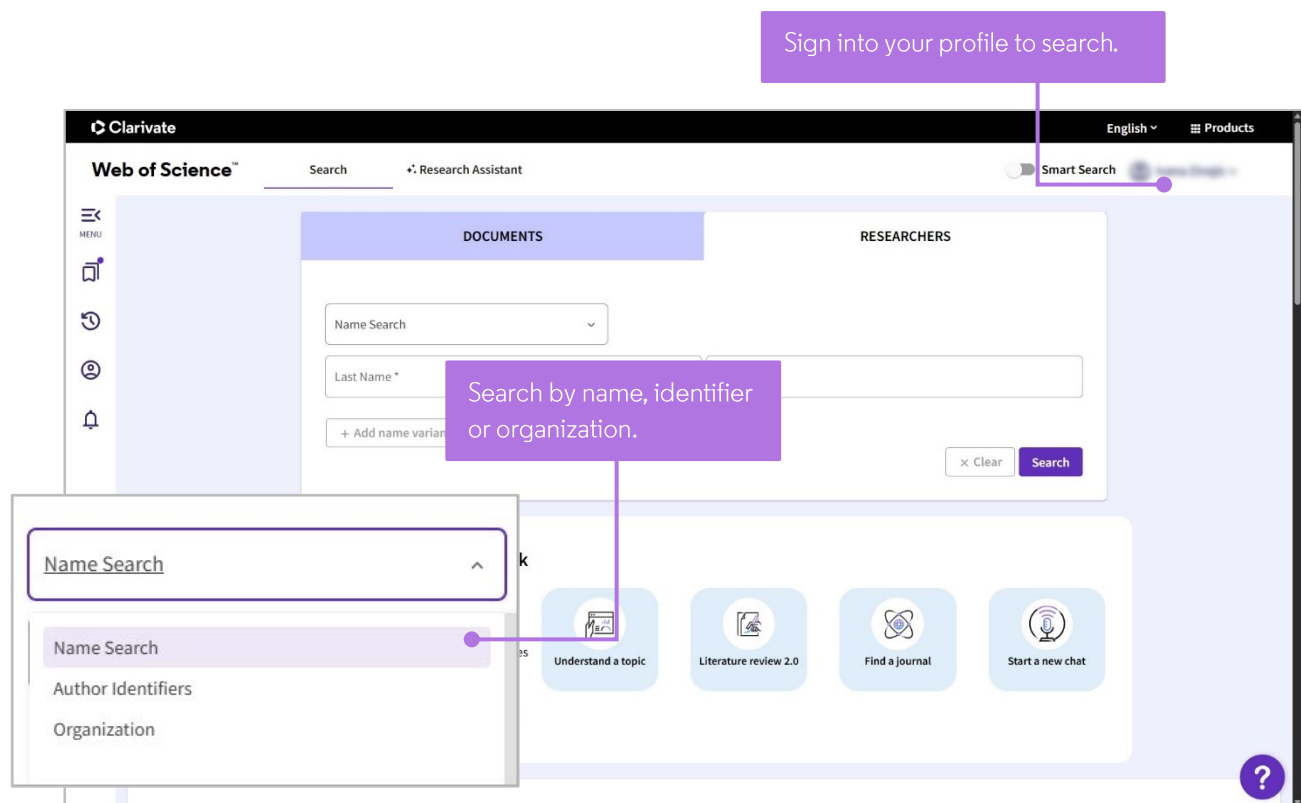
You have revoked Web of Science permission to update your **profile data** on ORCID. [Grant Permission](#)

2. ORCID syncing:

grant permission and link your ORCID account

Find peers and collaborators with Researcher search

As a **registered user**, search for the claimed profiles of others by name or identifier.



Still have questions about the new Web of Science Researcher Profile?

- Read our [detailed help articles](#)
- Visit our [learning portal](#) for online courses, videos and downloads.
- [Look for and register for a live webinar](#) and ask your questions to one of our product experts.