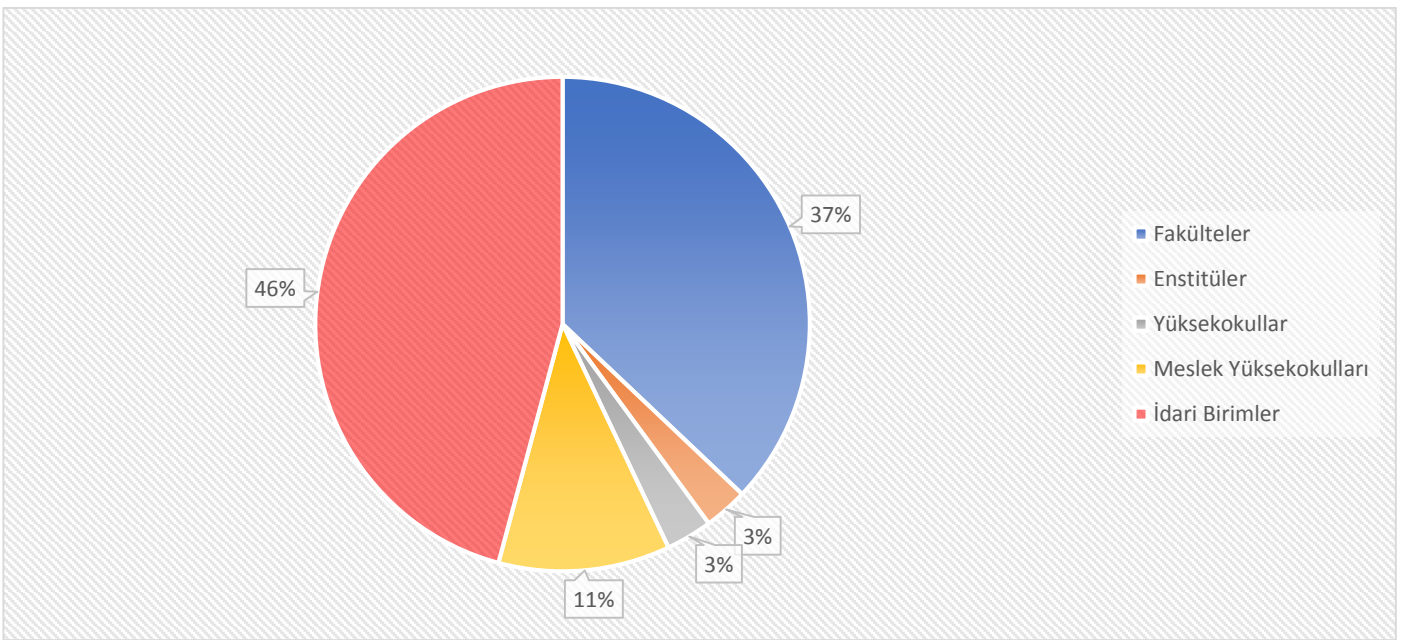
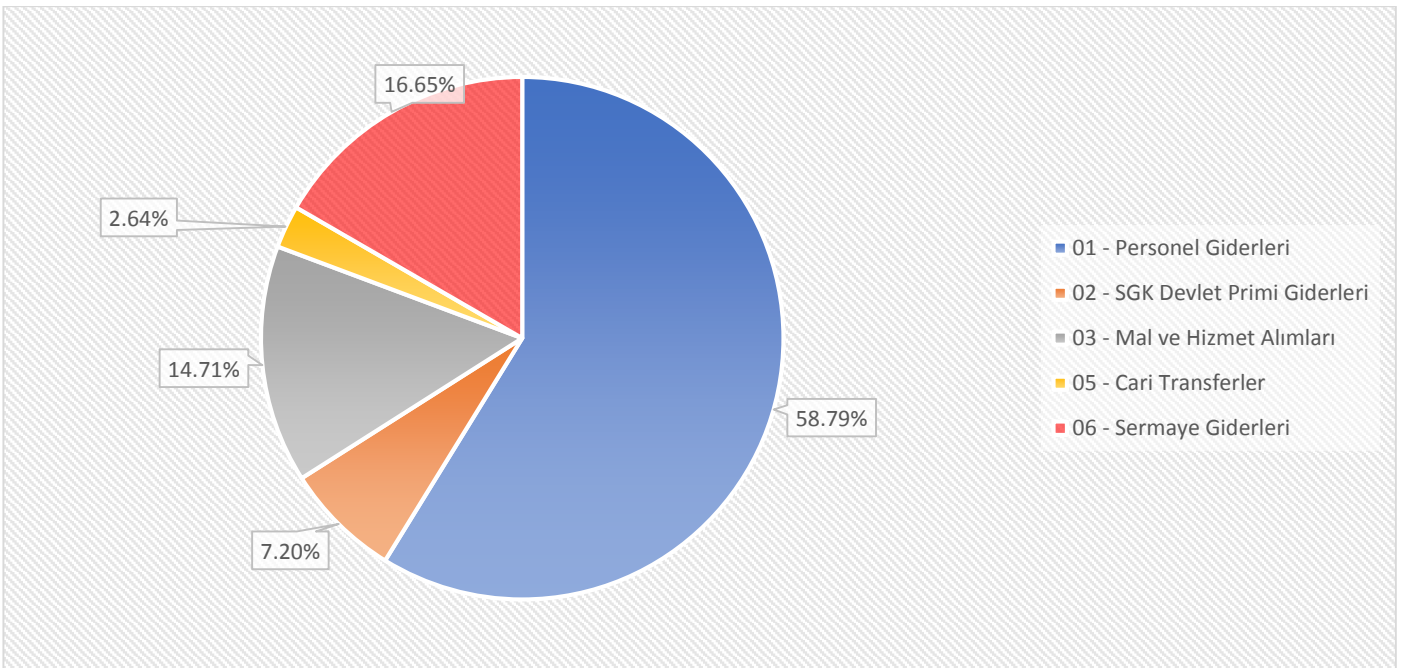


2018 YILI NİSAN AYI HARCAMALARI

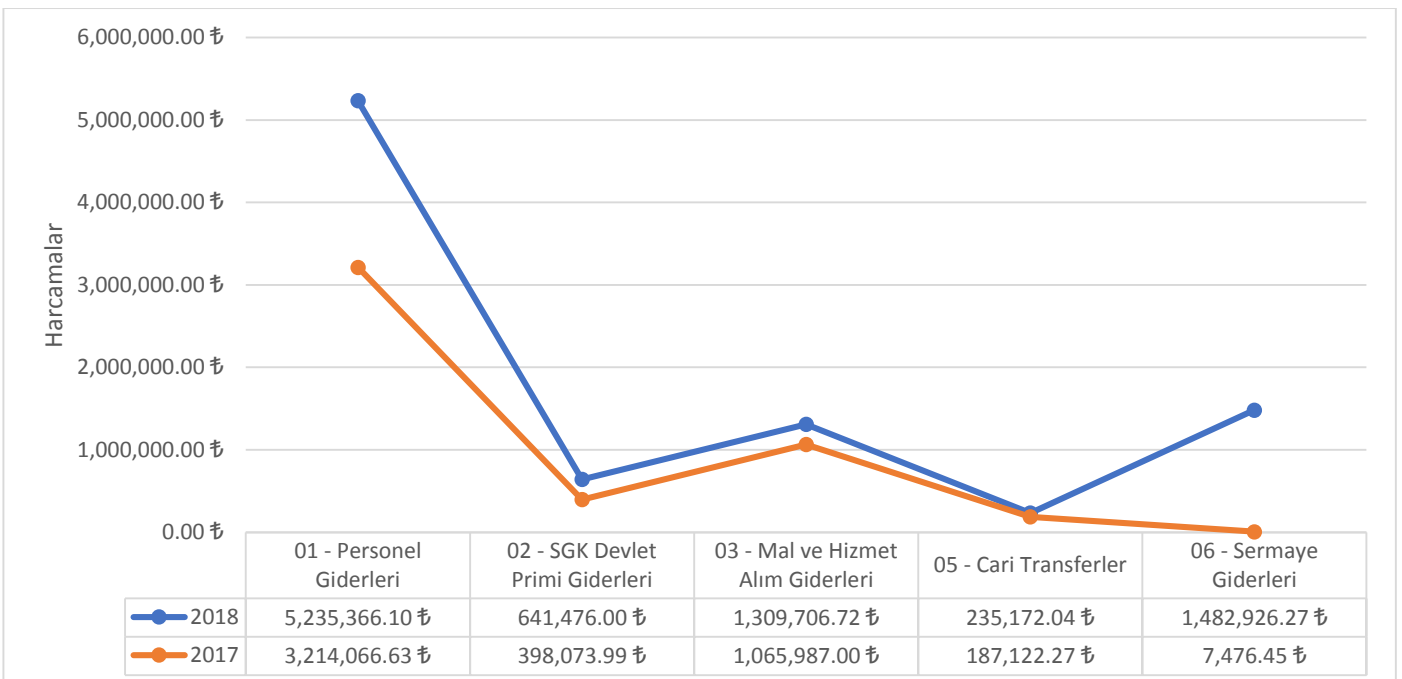
KOD	BİRİM	TOPLAM	01	02	03	03.2	03.3	03.4	03.5	03.6	03.7	03.8	05	06
FAKÜLTELER														
241	Sağlık Bilimleri Fakültesi	283,364.32 ₺	247,587.42 ₺	30,397.57 ₺	5,379.33 ₺	0.00 ₺	5,379.33 ₺	0.00 ₺	0.00 ₺	0.00 ₺	0.00 ₺	0.00 ₺	0.00 ₺	0.00 ₺
430	Kamil Özdağ Fen Fakültesi	312,953.16 ₺	274,202.94 ₺	37,045.83 ₺	1,704.39 ₺	0.00 ₺	1,394.39 ₺	0.00 ₺	310.00 ₺	0.00 ₺	0.00 ₺	0.00 ₺	0.00 ₺	0.00 ₺
443	Mühendislik Fakültesi	693,540.69 ₺	612,302.71 ₺	78,359.18 ₺	2,878.80 ₺	0.00 ₺	2,878.80 ₺	0.00 ₺	0.00 ₺	0.00 ₺	0.00 ₺	0.00 ₺	0.00 ₺	0.00 ₺
455	Sanat,Tasarım ve Mimarlık Fakültesi	651.30 ₺	651.30 ₺	0.00 ₺	0.00 ₺	0.00 ₺	0.00 ₺	0.00 ₺	0.00 ₺	0.00 ₺	0.00 ₺	0.00 ₺	0.00 ₺	0.00 ₺
631	Eğitim Fakültesi	299,071.66 ₺	265,928.87 ₺	33,142.79 ₺	0.00 ₺	0.00 ₺	0.00 ₺	0.00 ₺	0.00 ₺	0.00 ₺	0.00 ₺	0.00 ₺	0.00 ₺	0.00 ₺
643	İktisadi ve İdari Bilimler Fakültesi	630,368.18 ₺	561,484.74 ₺	60,700.18 ₺	8,183.26 ₺	0.00 ₺	640.54 ₺	0.00 ₺	0.00 ₺	0.00 ₺	7,542.72 ₺	0.00 ₺	0.00 ₺	0.00 ₺
648	Edebiyat Fakültesi	774,260.54 ₺	691,406.21 ₺	81,417.89 ₺	1,436.44 ₺	0.00 ₺	870.04 ₺	0.00 ₺	0.00 ₺	0.00 ₺	0.00 ₺	566.40 ₺	0.00 ₺	0.00 ₺
666	İslami İlimler Fakültesi	306,086.57 ₺	263,302.53 ₺	33,524.25 ₺	9,259.79 ₺	3,906.62 ₺	5,353.17 ₺	0.00 ₺	0.00 ₺	0.00 ₺	0.00 ₺	0.00 ₺	0.00 ₺	0.00 ₺
TOPLAM		3,300,296.42 ₺	2,916,866.72 ₺	354,587.69 ₺	28,842.01 ₺	3,906.62 ₺	16,516.27 ₺	0.00 ₺	310.00 ₺	0.00 ₺	7,542.72 ₺	566.40 ₺	0.00 ₺	0.00 ₺
TOPLAM HARCAMAYA GÖRE ORANI		37.06%	55.71%	55.28%	2.20%	0.68%	32.39%	0.00%	0.05%	0.00%	30.39%	5.19%	0.00%	0.00%
ENSTİTÜLER														
400	Fen Bilimleri Enstitüsü	147,733.51 ₺	145,791.46 ₺	1,889.97 ₺	52.08 ₺	0.00 ₺	52.08 ₺	0.00 ₺	0.00 ₺	0.00 ₺	0.00 ₺	0.00 ₺	0.00 ₺	0.00 ₺
604	Sosyal Bilimler Enstitüsü	107,517.77 ₺	105,347.24 ₺	1,860.14 ₺	310.39 ₺	0.00 ₺	310.39 ₺	0.00 ₺	0.00 ₺	0.00 ₺	0.00 ₺	0.00 ₺	0.00 ₺	0.00 ₺
TOPLAM		255,251.28 ₺	251,138.70 ₺	3,750.11 ₺	362.47 ₺	0.00 ₺	362.47 ₺	0.00 ₺	0.00 ₺	0.00 ₺	0.00 ₺	0.00 ₺	0.00 ₺	0.00 ₺
TOPLAM HARCAMAYA GÖRE ORANI		2.87%	4.80%	0.58%	0.03%	0.00%	0.71%	0.00%	0.00%	0.00%	0.00%	0.00%	0.00%	0.00%
YÜKSEKOKULLAR														
672	BESYO	211,435.91 ₺	153,882.36 ₺	18,920.39 ₺	38,633.16 ₺	15,255.00 ₺	6,514.15 ₺	0.00 ₺	0.00 ₺	0.00 ₺	8,614.00 ₺	8,250.01 ₺	0.00 ₺	0.00 ₺
689	Uygulamalı Bilimler Yüksekokulu	57,987.39 ₺	50,974.24 ₺	7,013.15 ₺	0.00 ₺	0.00 ₺	0.00 ₺	0.00 ₺	0.00 ₺	0.00 ₺	0.00 ₺	0.00 ₺	0.00 ₺	0.00 ₺
TOPLAM		269,423.30 ₺	204,856.60 ₺	25,933.54 ₺	38,633.16 ₺	15,255.00 ₺	6,514.15 ₺	0.00 ₺	0.00 ₺	0.00 ₺	8,614.00 ₺	8,250.01 ₺	0.00 ₺	0.00 ₺
TOPLAM HARCAMAYA GÖRE ORANI		2.37%	2.94%	2.95%	2.95%	2.65%	12.78%	0.00%	0.00%	0.00%	34.71%	75.53%	0.00%	0.00%
MESLEK YÜKSEKOKULLARI														
300	Sağlık Hizmetleri MYO	203,038.57 ₺	181,170.09 ₺	18,930.30 ₺	2,938.18 ₺	0.00 ₺	2,938.18 ₺	0.00 ₺	0.00 ₺	0.00 ₺	0.00 ₺	0.00 ₺	0.00 ₺	0.00 ₺
500	Teknik Bilimler MYO	305,232.93 ₺	261,608.18 ₺	35,976.74 ₺	7,648.01 ₺	1,885.05 ₺	5,609.56 ₺	0.00 ₺	0.00 ₺	0.00 ₺	0.00 ₺	153.40 ₺	0.00 ₺	0.00 ₺
502	Ermemek MYO	147,819.98 ₺	131,860.26 ₺	15,731.76 ₺	227.96 ₺	0.00 ₺	227.96 ₺	0.00 ₺	0.00 ₺	0.00 ₺	0.00 ₺	0.00 ₺	0.00 ₺	0.00 ₺
700	Kazım Karabekir MYO	166,431.83 ₺	137,744.62 ₺	16,435.71 ₺	12,251.50 ₺	9,885.88 ₺	365.62 ₺	0.00 ₺	0.00 ₺	0.00 ₺	2,000.00 ₺	0.00 ₺	0.00 ₺	0.00 ₺
701	Sosyal Bilimler MYO	176,629.85 ₺	154,340.04 ₺	15,209.17 ₺	7,080.64 ₺	0.00 ₺	6,939.04 ₺	0.00 ₺	0.00 ₺	0.00 ₺	141.60 ₺	0.00 ₺	0.00 ₺	0.00 ₺
TOPLAM		999,153.16 ₺	866,723.19 ₺	102,283.68 ₺	30,146.29 ₺	11,770.93 ₺	16,080.36 ₺	0.00 ₺	0.00 ₺	0.00 ₺	2,141.60 ₺	153.40 ₺	0.00 ₺	0.00 ₺
TOPLAM HARCAMAYA GÖRE ORANI		11.22%	16.56%	15.95%	2.30%	2.04%	31.54%	0.00%	0.00%	0.00%	8.63%	1.40%	0.00%	0.00%
ARAŞTIRMA MERKEZLERİ														
532	BİLTEM	729.50 ₺	0.00 ₺	0.00 ₺	729.50 ₺	0.00 ₺	729.50 ₺	0.00 ₺	0.00 ₺	0.00 ₺	0.00 ₺	0.00 ₺	0.00 ₺	0.00 ₺
TOPLAM HARCAMAYA GÖRE ORANI		0.01%	0.00%	0.00%	0.06%	0.00%	1.43%	0.00%	0.00%	0.00%	0.00%	0.00%	0.00%	0.00%
İDARİ BİRİMLER														
901	Rektörlük (Özel Kalem)	82,627.39 ₺	64,494.18 ₺	6,745.58 ₺	10,687.63 ₺	0.00 ₺	358.77 ₺	0.00 ₺	10,328.86 ₺	0.00 ₺	0.00 ₺	0.00 ₺	700.00 ₺	0.00 ₺
902	Genel Sekreterlik (Özel Kalem)	301,600.90 ₺	70,424.38 ₺	9,769.71 ₺	221,406.81 ₺	0.00 ₺	0.00 ₺	0.00 ₺	221,406.81 ₺	0.00 ₺	0.00 ₺	0.00 ₺	0.00 ₺	0.00 ₺
904	İdari ve Mali İşler Daire Başkanlığı	1,324,838.93 ₺	320,649.41 ₺	63,225.88 ₺	639,954.07 ₺	288,569.50 ₺	532.45 ₺	0.00 ₺	346,690.12 ₺	0.00 ₺	4,162.00 ₺	0.00 ₺	0.00 ₺	301,009.57 ₺
905	Personel Daire Başkanlığı	302,934.93 ₺	59,656.87 ₺	8,547.74 ₺	258.28 ₺	0.00 ₺	258.28 ₺	0.00 ₺	0.00 ₺	0.00 ₺	0.00 ₺	0.00 ₺	234,472.04 ₺	0.00 ₺
906	Kütüphane ve Dok. Daire Başkanlığı	85,860.55 ₺	32,912.43 ₺	4,384.95 ₺	2,531.42 ₺	0.00 ₺	997.42 ₺	0.00 ₺	1,534.00 ₺	0.00 ₺	0.00 ₺	0.00 ₺	0.00 ₺	46,031.75 ₺
907	Sağlık, Kültür ve Spor Daire Başkanlığı	439,013.60 ₺	120,126.20 ₺	14,074.31 ₺	304,813.09 ₺	233,488.40 ₺	6,789.09 ₺	0.00 ₺	64,535.60 ₺	0.00 ₺	0.00 ₺	0.00 ₺	0.00 ₺	0.00 ₺
908	Bilgi İşlem Daire Başkanlığı	88,643.85 ₺	71,424.88 ₺	9,794.89 ₺	7,424.08 ₺	5,999.71 ₺	1,424.37 ₺	0.00 ₺	0.00 ₺	0.00 ₺	0.00 ₺	0.00 ₺	0.00 ₺	0.00 ₺
909	Yapı İşleri Daire Başkanlığı	1,314,258.06 ₺	137,628.90 ₺	20,336.10 ₺	20,408.11 ₺	14,283.90 ₺	90.41 ₺	0.00 ₺	1,720.90 ₺	0.00 ₺	2,360.00 ₺	1,952.90 ₺	0.00 ₺	1,135,884.95 ₺
910	Öğrenci İşleri Daire Başkanlığı	61,528.07 ₺	52,935.37 ₺	8,256.00 ₺	336.70 ₺	0.00 ₺	336.70 ₺	0.00 ₺	0.00 ₺	0.00 ₺	0.00 ₺	0.00 ₺	0.00 ₺	0.00 ₺
911	Strateji Geliştirme Daire Başkanlığı	74,263.19 ₺	62,207.58 ₺	9,357.51 ₺	2,698.10 ₺	2,698.10 ₺	0.00 ₺	0.00 ₺	0.00 ₺	0.00 ₺	0.00 ₺	0.00 ₺	0.00 ₺	0.00 ₺
912	Hukuk Müşavirliği	4,224.00 ₺	3,320.69 ₺	428.31 ₺	475.00 ₺	0.00 ₺	0.00 ₺	475.00 ₺	0.00 ₺	0.00 ₺	0.00 ₺	0.00 ₺	0.00 ₺	0.00 ₺
TOPLAM		4,079,793.47 ₺	995,780.89 ₺	154,920.98 ₺	1,210,993.29 ₺	545,039.61 ₺	10,787.49 ₺	475.00 ₺	646,216.29 ₺	0.00 ₺	6,522.00 ₺	1,952.90 ₺	235,172.04 ₺	1,482,926.27 ₺
TOPLAM HARCAMAYA GÖRE ORANI		45.82%	19.02%	24.15%	92.46%	94.63%	21.16%	100.00%	99.95%	0.00%	26.28%	17.88%	100.00%	100.00%
GENEL TOPLAM		8,904,647.13 ₺	5,235,366.10 ₺	641,476.00 ₺	1,309,706.72 ₺	575,972.16 ₺	50,990.24 ₺	475.00 ₺	646,526.29 ₺	0.00 ₺	24,820.32 ₺	10,922.71 ₺	235,172.04 ₺	1,482,926.27 ₺
EKONOMİK KODA GÖRE TOPLAM HARCAMA ORANI			58.79%	7.20%	14.71%	6.47%	0.57%	0.01%	7.26%	0.00%	0.28%	0.12%	2.64%	16.65%



Grafik 1: Nisan Ayı Harcamalarının Okullar ve İdari Birimlere Göre Dağılımı



Grafik 2: Nisan Ayı Harcamalarının Ekonomik Sınıflandırmaya Göre Dağılımı



Grafik: Geçen Yıla Göre Nisan Ayı Harcamaların Karşılaştırılması