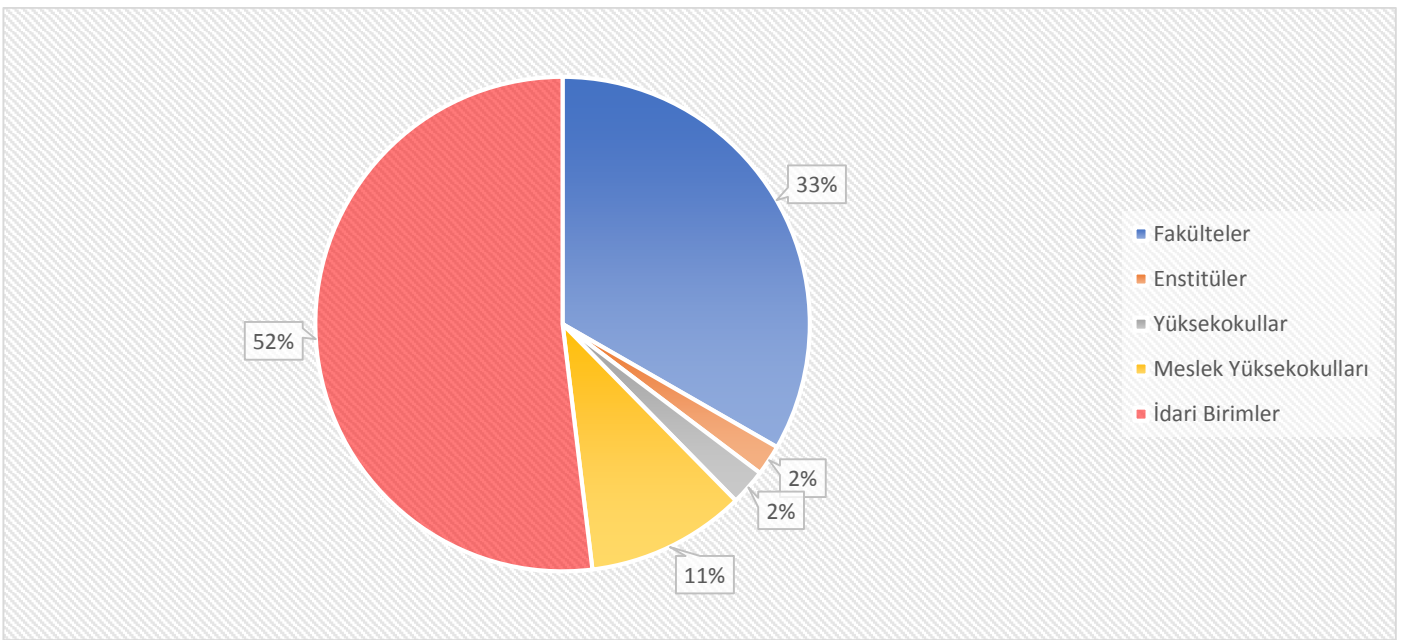
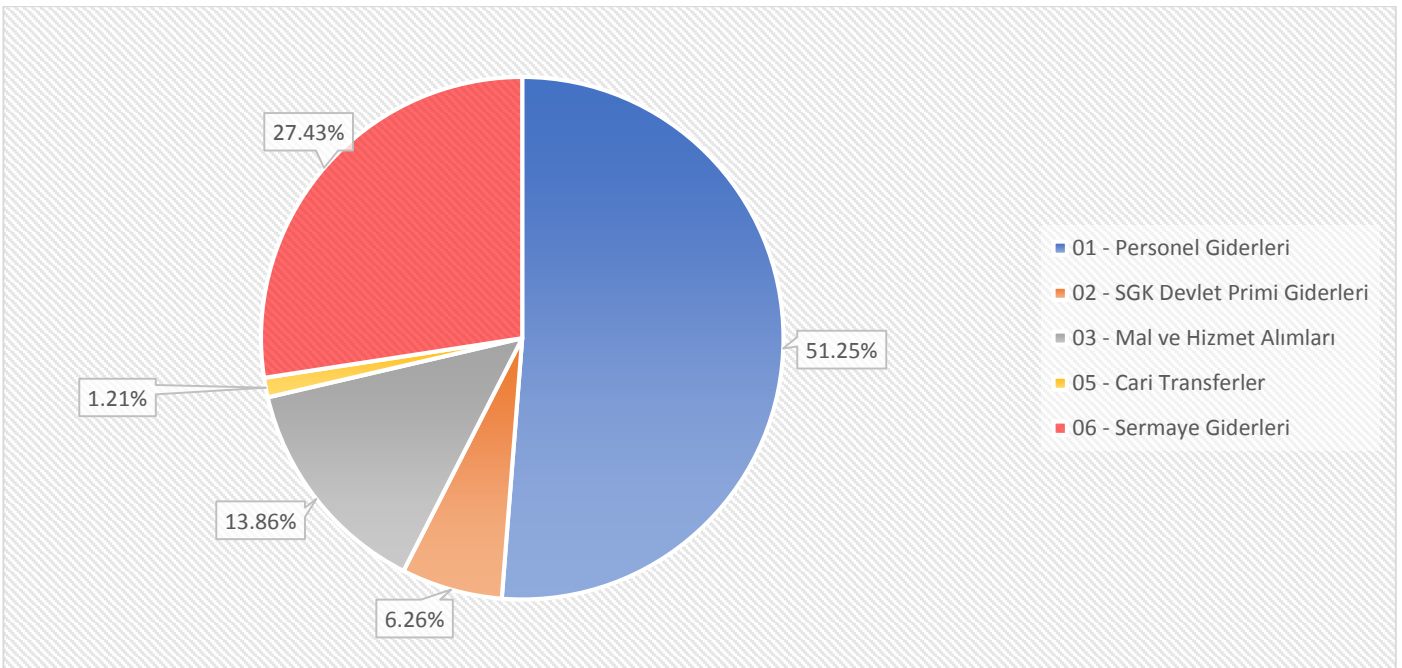


2018 YILI MAYIS AYI HARCAMALARI

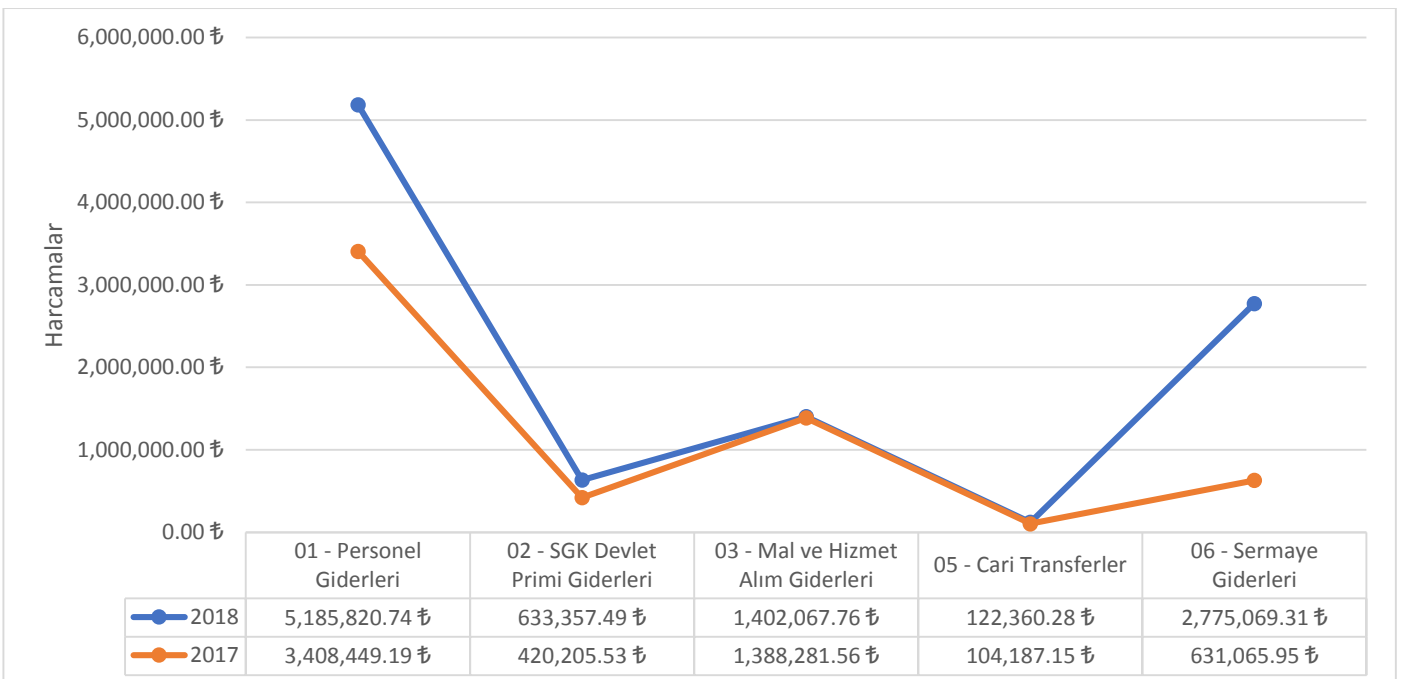
KOD	BİRİM	TOPLAM	01	02	03	03.2	03.3	03.4	03.5	03.6	03.7	03.8	05	06
FAKÜLTELER														
241	Sağlık Bilimleri Fakültesi	269,427.89 ₺	233,496.60 ₺	28,231.73 ₺	7,699.56 ₺	0.00 ₺	7,699.56 ₺	0.00 ₺	0.00 ₺	0.00 ₺	0.00 ₺	0.00 ₺	0.00 ₺	0.00 ₺
430	Kamil Özdağ Fen Fakültesi	312,338.02 ₺	275,166.84 ₺	36,434.78 ₺	736.40 ₺	0.00 ₺	736.40 ₺	0.00 ₺	0.00 ₺	0.00 ₺	0.00 ₺	0.00 ₺	0.00 ₺	0.00 ₺
443	Mühendislik Fakültesi	717,609.21 ₺	630,306.00 ₺	81,204.12 ₺	6,099.09 ₺	0.00 ₺	6,099.09 ₺	0.00 ₺	0.00 ₺	0.00 ₺	0.00 ₺	0.00 ₺	0.00 ₺	0.00 ₺
455	Sanat,Tasarım ve Mimarlık Fakültesi	0.00 ₺	0.00 ₺	0.00 ₺	0.00 ₺	0.00 ₺	0.00 ₺	0.00 ₺	0.00 ₺	0.00 ₺	0.00 ₺	0.00 ₺	0.00 ₺	0.00 ₺
631	Eğitim Fakültesi	296,927.71 ₺	263,923.97 ₺	33,003.74 ₺	0.00 ₺	0.00 ₺	0.00 ₺	0.00 ₺	0.00 ₺	0.00 ₺	0.00 ₺	0.00 ₺	0.00 ₺	0.00 ₺
643	İktisadi ve İdari Bilimler Fakültesi	667,423.75 ₺	576,891.32 ₺	63,529.60 ₺	27,002.83 ₺	9,234.00 ₺	17,344.03 ₺	0.00 ₺	0.00 ₺	0.00 ₺	0.00 ₺	424.80 ₺	0.00 ₺	0.00 ₺
648	Edebiyat Fakültesi	799,285.66 ₺	706,320.03 ₺	80,609.11 ₺	12,356.52 ₺	0.00 ₺	12,073.32 ₺	0.00 ₺	0.00 ₺	0.00 ₺	0.00 ₺	283.20 ₺	0.00 ₺	0.00 ₺
666	İslami İlimler Fakültesi	303,857.68 ₺	262,596.74 ₺	33,795.81 ₺	7,465.13 ₺	0.00 ₺	7,465.13 ₺	0.00 ₺	0.00 ₺	0.00 ₺	0.00 ₺	0.00 ₺	0.00 ₺	0.00 ₺
TOPLAM		3,366,869.92 ₺	2,948,701.50 ₺	356,808.89 ₺	61,359.53 ₺	9,234.00 ₺	51,417.53 ₺	0.00 ₺	0.00 ₺	0.00 ₺	0.00 ₺	708.00 ₺	0.00 ₺	0.00 ₺
TOPLAM HARCAMAYA GÖRE ORANI		33.27%	56.86%	56.34%	4.38%	1.29%	47.28%	0.00%	0.00%	0.00%	0.00%	3.44%	0.00%	0.00%
ENSTİTÜLER														
400	Fen Bilimleri Enstitüsü	91,984.36 ₺	90,094.39 ₺	1,889.97 ₺	0.00 ₺	0.00 ₺	0.00 ₺	0.00 ₺	0.00 ₺	0.00 ₺	0.00 ₺	0.00 ₺	0.00 ₺	0.00 ₺
604	Sosyal Bilimler Enstitüsü	110,067.68 ₺	108,207.54 ₺	1,860.14 ₺	0.00 ₺	0.00 ₺	0.00 ₺	0.00 ₺	0.00 ₺	0.00 ₺	0.00 ₺	0.00 ₺	0.00 ₺	0.00 ₺
TOPLAM		202,052.04 ₺	198,301.93 ₺	3,750.11 ₺	0.00 ₺	0.00 ₺	0.00 ₺	0.00 ₺	0.00 ₺	0.00 ₺	0.00 ₺	0.00 ₺	0.00 ₺	0.00 ₺
TOPLAM HARCAMAYA GÖRE ORANI		2.00%	3.82%	0.59%	0.00%	0.00%	0.00%	0.00%	0.00%	0.00%	0.00%	0.00%	0.00%	0.00%
YÜKSEKOKULLAR														
672	BESYO	176,541.65 ₺	156,424.35 ₺	18,494.40 ₺	1,622.90 ₺	0.00 ₺	1,622.90 ₺	0.00 ₺	0.00 ₺	0.00 ₺	0.00 ₺	0.00 ₺	0.00 ₺	0.00 ₺
689	Uygulamalı Bilimler Yüksekokulu	62,626.42 ₺	55,283.70 ₺	7,342.72 ₺	0.00 ₺	0.00 ₺	0.00 ₺	0.00 ₺	0.00 ₺	0.00 ₺	0.00 ₺	0.00 ₺	0.00 ₺	0.00 ₺
TOPLAM		239,168.07 ₺	211,708.05 ₺	25,837.12 ₺	1,622.90 ₺	0.00 ₺	1,622.90 ₺	0.00 ₺	0.00 ₺	0.00 ₺	0.00 ₺	0.00 ₺	0.00 ₺	0.00 ₺
TOPLAM HARCAMAYA GÖRE ORANI		1.74%	3.02%	2.92%	0.12%	0.00%	1.49%	0.00%	0.00%	0.00%	0.00%	0.00%	0.00%	0.00%
MESLEK YÜKSEKOKULLARI														
300	Sağlık Hizmetleri MYO	234,178.38 ₺	207,491.67 ₺	22,708.32 ₺	3,978.39 ₺	0.00 ₺	3,978.39 ₺	0.00 ₺	0.00 ₺	0.00 ₺	0.00 ₺	0.00 ₺	0.00 ₺	0.00 ₺
500	Teknik Bilimler MYO	318,973.32 ₺	280,797.14 ₺	36,752.12 ₺	1,424.06 ₺	450.00 ₺	820.66 ₺	0.00 ₺	0.00 ₺	0.00 ₺	0.00 ₺	153.40 ₺	0.00 ₺	0.00 ₺
502	Ermenek MYO	158,704.19 ₺	138,029.86 ₺	15,753.00 ₺	4,921.33 ₺	4,562.90 ₺	358.43 ₺	0.00 ₺	0.00 ₺	0.00 ₺	0.00 ₺	0.00 ₺	0.00 ₺	0.00 ₺
700	Kazım Karabekir MYO	175,633.11 ₺	149,870.31 ₺	17,330.77 ₺	8,432.03 ₺	5,701.58 ₺	2,730.45 ₺	0.00 ₺	0.00 ₺	0.00 ₺	0.00 ₺	0.00 ₺	0.00 ₺	0.00 ₺
701	Sosyal Bilimler MYO	166,456.38 ₺	142,893.45 ₺	14,595.78 ₺	8,967.15 ₺	8,316.00 ₺	509.55 ₺	0.00 ₺	0.00 ₺	0.00 ₺	141.60 ₺	0.00 ₺	0.00 ₺	0.00 ₺
TOPLAM		1,053,945.38 ₺	919,082.43 ₺	107,139.99 ₺	27,722.96 ₺	19,030.48 ₺	8,397.48 ₺	0.00 ₺	0.00 ₺	0.00 ₺	141.60 ₺	153.40 ₺	0.00 ₺	0.00 ₺
TOPLAM HARCAMAYA GÖRE ORANI		10.42%	17.72%	16.92%	1.98%	2.65%	7.72%	0.00%	0.00%	0.00%	1.32%	0.75%	0.00%	0.00%
ARAŞTIRMA MERKEZLERİ														
532	BİLTEM	4,999.99 ₺	0.00 ₺	0.00 ₺	4,999.99 ₺	0.00 ₺	0.00 ₺	0.00 ₺	0.00 ₺	0.00 ₺	4,999.99 ₺	0.00 ₺	0.00 ₺	0.00 ₺
TOPLAM HARCAMAYA GÖRE ORANI		0.05%	0.00%	0.00%	0.36%	0.00%	0.00%	0.00%	0.00%	0.00%	46.63%	0.00%	0.00%	0.00%
İDARİ BİRİMLER														
901	Rektörlük (Özel Kalem)	425,641.73 ₺	56,564.61 ₺	6,744.10 ₺	361,633.02 ₺	286,000.00 ₺	5,493.20 ₺	0.00 ₺	64,135.00 ₺	6,004.82 ₺	0.00 ₺	0.00 ₺	700.00 ₺	0.00 ₺
902	Genel Sekreterlik (Özel Kalem)	81,016.75 ₺	70,085.72 ₺	10,298.03 ₺	633.00 ₺	0.00 ₺	633.00 ₺	0.00 ₺	0.00 ₺	0.00 ₺	0.00 ₺	0.00 ₺	0.00 ₺	0.00 ₺
904	İdari ve Mali İşler Daire Başkanlığı	1,272,409.84 ₺	248,598.53 ₺	47,547.21 ₺	646,860.79 ₺	229,320.62 ₺	499.25 ₺	281.56 ₺	412,134.22 ₺	0.00 ₺	4,625.14 ₺	0.00 ₺	0.00 ₺	329,403.31 ₺
905	Personel Daire Başkanlığı	197,291.73 ₺	63,244.53 ₺	9,173.75 ₺	3,213.17 ₺	0.00 ₺	3,213.17 ₺	0.00 ₺	0.00 ₺	0.00 ₺	0.00 ₺	0.00 ₺	121,660.28 ₺	0.00 ₺
906	Kütüphane ve Dok. Daire Başkanlığı	39,833.15 ₺	32,668.20 ₺	4,384.95 ₺	1,534.00 ₺	0.00 ₺	0.00 ₺	0.00 ₺	1,534.00 ₺	0.00 ₺	0.00 ₺	0.00 ₺	0.00 ₺	1,246.00 ₺
907	Sağlık, Kültür ve Spor Daire Başkanlığı	397,588.39 ₺	119,790.93 ₺	13,679.52 ₺	264,117.94 ₺	171,292.99 ₺	31,264.35 ₺	0.00 ₺	60,604.80 ₺	0.00 ₺	955.80 ₺	0.00 ₺	0.00 ₺	0.00 ₺
908	Bilgi İşlem Daire Başkanlığı	80,372.45 ₺	70,290.56 ₺	9,795.89 ₺	286.00 ₺	0.00 ₺	286.00 ₺	0.00 ₺	0.00 ₺	0.00 ₺	0.00 ₺	0.00 ₺	0.00 ₺	0.00 ₺
909	Yapı İşleri Daire Başkanlığı	2,615,124.98 ₺	129,292.10 ₺	20,136.73 ₺	21,276.15 ₺	0.00 ₺	1,506.75 ₺	0.00 ₺	57.50 ₺	0.00 ₺	0.00 ₺	19,711.90 ₺	0.00 ₺	2,444,420.00 ₺
910	Öğrenci İşleri Daire Başkanlığı	65,866.71 ₺	52,373.49 ₺	8,275.08 ₺	5,218.14 ₺	1,992.60 ₺	3,225.54 ₺	0.00 ₺	0.00 ₺	0.00 ₺	0.00 ₺	0.00 ₺	0.00 ₺	0.00 ₺
911	Strateji Geliştirme Daire Başkanlığı	72,345.03 ₺	61,797.47 ₺	9,357.81 ₺	1,189.75 ₺	0.00 ₺	1,189.75 ₺	0.00 ₺	0.00 ₺	0.00 ₺	0.00 ₺	0.00 ₺	0.00 ₺	0.00 ₺
912	Hukuk Müşavirliği	4,149.42 ₺	3,320.69 ₺	428.31 ₺	400.42 ₺	0.00 ₺	12.92 ₺	387.50 ₺	0.00 ₺	0.00 ₺	0.00 ₺	0.00 ₺	0.00 ₺	0.00 ₺
TOPLAM		5,251,640.18 ₺	908,026.83 ₺	139,821.38 ₺	1,306,362.38 ₺	688,606.21 ₺	47,323.93 ₺	669.06 ₺	538,465.52 ₺	6,004.82 ₺	5,580.94 ₺	19,711.90 ₺	122,360.28 ₺	2,775,069.31 ₺
TOPLAM HARCAMAYA GÖRE ORANI		51.90%	17.51%	22.08%	93.17%	96.06%	43.51%	100.00%	100.00%	0.00%	52.05%	95.81%	100.00%	100.00%
GENEL TOPLAM		10,118,675.58 ₺	5,185,820.74 ₺	633,357.49 ₺	1,402,067.76 ₺	716,870.69 ₺	108,761.84 ₺	669.06 ₺	538,465.52 ₺	6,004.82 ₺	10,722.53 ₺	20,573.30 ₺	122,360.28 ₺	2,775,069.31 ₺
EKONOMİK KODA GÖRE TOPLAM HARCAMA ORANI			51.25%	6.26%	13.86%	7.08%	1.07%	0.01%	5.32%	0.06%	0.11%	0.20%	1.21%	27.43%



Grafik 1: Mayıs Ayı Harcamalarının Okullar ve İdari Birimlere Göre Dağılımı



Grafik 2: Mayıs Ayı Harcamalarının Ekonomik Sınıflandırmaya Göre Dağılımı



Grafik: Geçen Yıla Göre Mayıs Ayı Harcamaların Karşılaştırılması